


Quick Start Guide

1.

Connect the 12 v-DC plug.



Caution: Keep the Hydrogen Water Generator in a temperature controlled environment.


2.

Connect the Z3 Generator to a source of electricity using a surge protector.



3.

Turn on the power (red switch on the back of the generator).



4.


Bottle-Top: Fill the bottle with pure water.



5.

Please note: Zontos is not responsible for issues related to impure water or power source.

Tilt the glass under the spout and turn the dial to the "on" position.



It is important to tilt the glass when filling as well as drink soon after filling in order to ensure the highest hydrogen concentration levels in the water.

6.

Drink 6-8+ glasses of hydrogen water daily for increased energy, improved sleep, clarity of thinking, faster muscle recovery, decreased inflammation and to super-charge your immune system.



zontos

The Hydrogen Water Company™

+1 (281) 825-5920

info@zontoswater.com